

Official Canvass

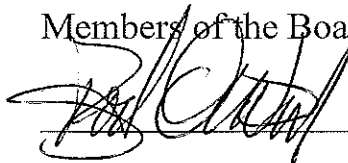
**River Valley
Community School District
Special Election**


December 11, 2018


Woodbury County, Iowa


In testimony whereof, we have hereunto set our hands and caused this to be attested to and sealed by the County Auditor of Woodbury County this 18th day of **December, 2018.**

Members of the Board of Supervisors and Ex-Officio Board of County Canvassers:










ATTEST:


_____, Clerk, Board of Supervisors

NUMBERED KEY CANVASS

River Valley School District S
Woodbury County, IA
December 11, 2018

Official Results

RUN DATE:12/13/18 12:25 PM

REPORT-EL52

PAGE 0001

01 = REGISTERED VOTERS - TOTAL
02 = BALLOTS CAST - TOTAL

TOTAL PERCENT
1,822
348

03 = BALLOTS CAST - BLANK
04 = VOTER TURNOUT - TOTAL

TOTAL PERCENT
0
19.10

	01	02	03	04
0034 34 C'VILLE/KED-UNI TWP	718	161	0	22.42
0044 44 CUSHING/ROCK TWP	449	95	0	21.16
0047 QUIMBY RV SCHOOL	655	92	0	14.05
0048 Absentee 1	0	0	0	

VOTES PERCENT

Proposition A RIVER VALLEY SCHOOL DISTRICT

VOTE FOR 1

01 = YES

02 = NO

201 57.76

147 42.24

	01	02
0034 34 C'VILLE/KED-UNI TWP	107	54
0044 44 CUSHING/ROCK TWP	51	44
0047 QUIMBY RV SCHOOL	43	49
0048 Absentee 1	0	0