

Official Canvass






City/School Election

November 2, 2021

Woodbury County, Iowa

In testimony whereof, we have hereunto set our hands and caused this to be attested to and sealed by the County Auditor of Woodbury County this **9th** day of **November, 2021**.

Members of the Board of Supervisors and Ex-Officio Board of County Canvassers:

 _____	 _____
 _____	 _____
 _____	

ATTEST:


_____, Clerk, Board of Supervisors

01 = REGISTERED VOTERS - TOTAL	TOTAL	PERCENT	03 = BALLOTS CAST - BLANK	TOTAL	PERCENT
02 = BALLOTS CAST - TOTAL	50,807		04 = VOTER TURNOUT - TOTAL	10	17.88
	9,085				

	01	02	03	04
0001 1 Church of Jesus Christ of LD	1468	314	1	21.39
0002 2 Cross Pointe Church	1143	93	0	8.14
0003 3 Concordia Lutheran Church	1728	218	0	12.62
0004 4 Siouxland Center for Active	835	61	0	7.31
0005 5 Riverside Lutheran Church	1387	159	0	11.46
0006 6 Faith Lutheran Church	1399	207	0	14.80
0007 7 Bryant/Crescent Park School	1302	118	0	9.06
0008 8 Mt. Zion Baptist Church	770	37	0	4.81
0009 9 Boys & Girls Home	478	11	0	2.30
0010 10 First Congregational Church	1642	407	0	24.79
0011 11 Girls Inc.	624	29	0	4.65
0012 12 St. John Lutheran Church	1608	199	0	12.38
0013 13 Sioux City Transit Building	892	59	0	6.61
0014 14 Boys & Girls Home	885	49	0	5.54
0015 15 Peace Reformed Church -	1711	100	0	5.84
0016 16 Trimble United Methodist Ch	1354	149	0	11.00
0017 17 Sioux City Baptist Church	1632	258	0	15.81
0018 18 Calvary Lutheran Church	1615	180	0	11.15
0019 19 Central Baptist Church	1799	281	0	15.62
0020 20 Augustana Lutheran Church	840	34	0	4.05
0021 21 Morningside Lutheran Church	1224	159	0	12.99
0022 22 Morningside Branch Library	1665	237	1	14.23
0023 23 Iglesia Restauracion Canaan	1546	108	0	6.99
0024 24 Washington Heights Chapel	1577	212	0	13.44
0025 25 Morningside College Eppley	1413	168	0	11.89
0026 26 Morningside Bible Church	1634	264	0	16.16
0027 27 St. James United Methodist	1583	204	0	12.89
0028 28 Redeemer Lutheran Church -	3535	597	1	16.89
0029 29 Sgt Bluff East -	2071	564	2	27.23
0030 30 Sgt Bluff West	1770	530	1	29.94
0031 31 Salix -	728	122	0	16.76
0032 32 Bronson -	690	67	0	9.71
0033 33 Pierson -	337	59	0	17.51
0034 34 Correctionville -	630	207	0	32.86
0035 35 Merville -	1657	211	1	12.73
0036 36 Lawton -	844	117	1	13.86
0037 37 Climbing Hill -	309	15	0	4.85
0038 38 Sloan -	723	133	0	18.40
0039 39 Hornick -	274	38	0	13.87
0040 40 Anthon -	397	100	0	25.19
0041 41 Danbury -	407	116	0	28.50
0042 42 Smithland -	262	29	0	11.07
0043 43 Oto -	158	27	0	17.09
0044 44 Cushing -	261	50	0	19.16
0045 Absentee - Early Voting	0	1788	2	

	VOTES	PERCENT		VOTES	PERCENT
COUNCIL MEMBER Anthon					
(VOTE FOR) 3					
01 = Jonathan Kuhlmann	67	31.16	04 = WRITE-IN	24	11.16
02 = Lisa M. Petersen	65	30.23	05 = OVER VOTES	0	
03 = Paul E. Lansink	59	27.44	06 = UNDER VOTES	58	

	01	02	03	04	05	06
0040 40 Anthon -	65	62	56	23	0	55
0045 Absentee - Early Voting	2	3	3	1	0	3

VOTES PERCENT

VOTES PERCENT

MAYOR Bronson

(VOTE FOR) 1

01 = Jason Garnand

02 = WRITE-IN

29 93.55

2 6.45

03 = OVER VOTES

04 = UNDER VOTES

0

2

	01	02	03	04
0032 32 Bronson -	29	2	0	2
0045 Absentee - Early Voting	0	0	0	0

0032 32 Bronson -

0045 Absentee - Early Voting

	VOTES PERCENT		VOTES PERCENT	
COUNCIL MEMBER Bronson				
(VOTE FOR) 3				
01 = Brandi Jessen	24	27.59	04 = WRITE-IN	6 6.90
02 = Chad Merchant	28	32.18	05 = OVER VOTES	0
03 = James D. Amick	29	33.33	06 = UNDER VOTES	12

	01	02	03	04 05 06

0032 32 Bronson -	24	28	29	6 0 12
0045 Absentee - Early Voting	0	0	0	0 0 0

NUMBERED KEY CANVASS

2021 City/School Election
Woodbury County
November 2, 2021

Official Results

RUN DATE:11/08/21 07:58 AM

REPORT-EL52

PAGE 0006

VOTES PERCENT

VOTES PERCENT

MAYOR Correctionville

(VOTE FOR) 1

01 = Ronald Sanderson

02 = Kathy Hoffmann

03 = WRITE-IN

39 23.21

124 73.81

5 2.98

04 = OVER VOTES

05 = UNDER VOTES

0

2

01 02 03 04 05

0034 34 Correctionville -
0045 Absentee - Early Voting

33 118 5 0 2

6 6 0 0 0

	VOTES	PERCENT		VOTES	PERCENT		
COUNCIL MEMBER Correctionville							
(VOTE FOR) 3							
01 = Chad Kline	84	20.24					
02 = Kourtnee Ann Fox	117	28.19	05 = WRITE-IN	16	3.86		
03 = Robert D. Beazley	106	25.54	06 = OVER VOTES	0			
04 = Ciara Alioth	92	22.17	07 = UNDER VOTES	95			

	01	02	03	04	05	06	07

0034 34 Correctionville -	78	107	96	88	13	0	92
0045 Absentee - Early Voting	6	10	10	4	3	0	3

NUMBERED KEY CANVASS

2021 City/School Election
Woodbury County
November 2, 2021

Official Results

RUN DATE:11/08/21 07:58 AM

REPORT-EL52

PAGE 0007

VOTES PERCENT

VOTES PERCENT

MAYOR Cushing
(VOTE FOR) 1
01 = Donald Joy Jr.
02 = WRITE-IN

36 100.00
0

03 = OVER VOTES
04 = UNDER VOTES

0
4

01	02	03	04

34	0	0	4
2	0	0	0

0044 44 Cushing -
0045 Absentee - Early Voting

	VOTES		PERCENT			VOTES		PERCENT	
MAYOR Danbury									
(VOTE FOR) 1									
01 = Brock Boyle			71	85.54	03 = OVER VOTES				0
02 = WRITE-IN			12	14.46	04 = UNDER VOTES				7

	01	02	03	04					

0041 41 Danbury -	69	11	0	7					
0045 Absentee - Early Voting	2	1	0	0					

	VOTES		PERCENT		VOTES		PERCENT	
COUNCIL MEMBER Danbury (VOTE FOR) 2								
01 = Brenda Zimmerman	18	10.11	05 = Jason Weber	30	16.85			
02 = Kendra Sexton	56	31.46	06 = WRITE-IN	0				
03 = Stanley Sexton	19	10.67	07 = OVER VOTES	0				
04 = Kathy A. Scholl	55	30.90	08 = UNDER VOTES	2				

	01	02	03	04	05	06	07	08

0041 41 Danbury -	16	54	19	54	29	0	0	2
0045 Absentee - Early Voting	2	2	0	1	1	0	0	0

VOTES PERCENT

VOTES PERCENT

COUNCIL MEMBER Hornick

(VOTE FOR) 2

01 = Eric R. Bebee

02 = Julia M. Byers

03 = WRITE-IN

22 51.16

21 48.84

0

04 = OVER VOTES

05 = UNDER VOTES

0

7

01 02 03 04 05

0039 39 Hornick -

0045 Absentee - Early Voting

22 21 0 0 7

0 0 0 0 0

NUMBERED KEY CANVASS

2021 City/School Election

Official Results

RUN DATE:11/08/21 07:58 AM

Woodbury County
November 2, 2021

REPORT-EL52

PAGE 0008

	VOTES		PERCENT			VOTES		PERCENT	
MAYOR Lawton									
(VOTE FOR) 1									
01 = Jesse Pedersen	100	93.46	03 = OVER VOTES				0		
02 = WRITE-IN	7	6.54	04 = UNDER VOTES				7		

	01	02	03	04					

0036 36 Lawton -	96	7	0	4					
0045 Absentee - Early Voting	4	0	0	3					

	VOTES		PERCENT		VOTES		PERCENT	
COUNCIL MEMBER Lawton								
(VOTE FOR) 2								
01 = Jereny Baltushis			51	24.52	04 = WRITE-IN			0
02 = Patrick V. Saunders			91	43.75	05 = OVER VOTES			0
03 = Nicholas J. Roth			66	31.73	06 = UNDER VOTES			20

	01	02	03	04	05	06		

0036 36 Lawton -	47	85	64	0	0	18		
0045 Absentee - Early Voting	4	6	2	0	0	2		

COUNCIL MEMBER TO FILL VACANCY Lawton
(VOTE FOR) 1

VOTES PERCENT

VOTES PERCENT

01 - John Nelsen
02 = WRITE-IN

95 92.23
8 7.77

03 = OVER VOTES
04 = UNDER VOTES

0
11

01	02	03	04

89	8	0	10
6	0	0	1

0036 36 Lawton -
0045 Absentee - Early Voting

VOTES PERCENT

VOTES PERCENT

MAYOR Merville

(VOTE FOR) 1

01 = James Fisher

02 = WRITE-IN

133 83.65

26 16.35

03 = OVER VOTES

04 = UNDER VOTES

1

20

01	02	03	04

127	26	1	20
6	0	0	0

0035 35 Merville -

0045 Absentee - Early Voting

NUMBERED KEY CANVASS

2021 City/School Election
Woodbury County
November 2, 2021

Official Results

RUN DATE:11/08/21 07:58 AM

REPORT-EL52

PAGE 0011

VOTES PERCENT

VOTES PERCENT

MAYOR Pierson

(VOTE FOR) 1

01 = Doyle Struve

02 = WRITE-IN

31 86.11

5 13.89

03 = OVER VOTES

04 = UNDER VOTES

0

8

	01	02	03	04
0033 33 Pierson -	31	5	0	8
0045 Absentee - Early Voting	0	0	0	0

VOTES PERCENT

VOTES PERCENT

MAYOR Salix

(VOTE FOR) 1

01 = Kevin Nelson

02 = Kay Frances Scott

03 = WRITE-IN

37 75.51

11 22.45

1 2.04

04 = OVER VOTES

05 = UNDER VOTES

1

1

01 02 03 04 05

0031 31 Salix -

0045 Absentee - Early Voting

30 9 1 0 1

7 2 0 1 0



NUMBERED KEY CANVASS

2021 City/School Election
Woodbury County
November 2, 2021

Official Results

RUN DATE:11/08/21 07:58 AM

REPORT-EL52

PAGE 0004

	VOTES		PERCENT			VOTES		PERCENT	
MAYOR Sergeant Bluff									
(VOTE FOR) 1									
01 = Jon Winkel			743	59.44					
02 = Dustin Thelander			494	39.52	04 = OVER VOTES			3	
03 = WRITE-IN			13	1.04	05 = UNDER VOTES			40	

	01	02	03	04	05				

0029 29 Sgt Bluff East -	207	138	4	0	14				
0030 30 Sgt Bluff West	299	214	6	2	9				
0045 Absentee - Early Voting	237	142	3	1	17				

	VOTES PERCENT		VOTES PERCENT		
COUNCIL MEMBER Sergeant Bluff (VOTE FOR) 3					
01 = Carol Clark	904	32.93	04 = WRITE-IN	59 2.15	
02 = William Gaukel	921	33.55	05 = OVER VOTES	0	
03 = Ronald Hanson	861	31.37	06 = UNDER VOTES	1,134	

	01	02	03	04	05 06

0029 29 Sgt Bluff East -	255	253	235	13	0 333
0030 30 Sgt Bluff West	351	375	356	27	0 481
0045 Absentee - Early Voting	298	293	270	19	0 320

		VOTES		PERCENT				VOTES		PERCENT	
COUNCIL MEMBER Sioux City											
(VOTE FOR) 3											
01 = Ike Rayford		2,800	19.31								
02 = Alex Watters		4,217	29.07	05 = WRITE-IN				134	.92		
03 = Matthew R. O'Kane		2,866	19.76	06 = OVER VOTES				6			
04 = Dan A. Moore		4,487	30.94	07 = UNDER VOTES				3,823			

		01	02	03	04	05	06	07			

0001	1 Church of Jesus Christ of LD	151	213	152	222	3	0	201			
0002	2 Cross Pointe Church	44	60	54	61	1	0	59			
0003	3 Concordia Lutheran Church	93	150	122	159	4	0	126			
0004	4 Siouxland Center for Active	30	30	30	40	2	0	51			
0005	5 Riverside Lutheran Church	61	86	89	114	0	0	127			
0006	6 Faith Lutheran Church	99	147	105	139	2	0	129			
0007	7 Bryant/Crescent Park School	46	75	68	82	1	0	82			
0008	8 Mt. Zion Baptist Church	20	26	20	25	0	0	20			
0009	9 Boys & Girls Home	4	6	8	6	1	0	8			
0010	10 First Congregational Church	185	284	162	337	9	0	244			
0011	11 Girls Inc.	14	13	13	20	0	0	27			
0012	12 St. John Lutheran Church	94	145	85	131	2	0	140			
0013	13 Sioux City Transit Building	34	38	34	37	1	0	33			
0014	14 Boys & Girls Home	29	31	29	38	0	0	20			
0015	15 Peace Reformed Church -	22	36	29	41	2	0	47			
0016	16 Trimble United Methodist Ch	60	102	61	112	3	0	109			
0017	17 Sioux City Baptist Church	127	173	112	195	4	0	163			
0018	18 Calvary Lutheran Church	81	110	92	134	5	0	118			
0019	19 Central Baptist Church	106	197	130	219	2	0	189			
0020	20 Augustana Lutheran Church	15	26	16	25	1	0	19			
0021	21 Morningside Lutheran Church	75	113	70	117	9	0	93			
0022	22 Morningside Branch Library	110	152	119	158	10	0	162			
0023	23 Iglesia Restauracion Canaan	51	67	44	77	1	0	84			
0024	24 Washington Heights Chapel	99	152	98	158	5	0	124			
0025	25 Morningside College Eppley	68	118	80	105	4	0	129			
0026	26 Morningside Bible Church	100	176	117	194	11	0	194			
0027	27 St. James United Methodist	95	127	105	136	13	0	136			
0028	28 Redeemer Lutheran Church -	255	435	213	437	18	0	418			
0045	Absentee - Early Voting	632	929	609	968	20	6	571			

	VOTES	PERCENT		VOTES	PERCENT
COUNCIL MEMBER Sloan					
(VOTE FOR) 2					
01 = Matt Burton	126	53.39			
02 = Curt Larson	103	43.64	04 = OVER VOTES	0	
03 = WRITE-IN	7	2.97	05 = UNDER VOTES	38	

	01	02	03	04	05

0038 38 Sloan -	117	95	7	0	35
0045 Absentee - Early Voting	9	8	0	0	3

NUMBERED KEY CANVASS

2021 City/School Election
Woodbury County
November 2, 2021

Official Results

RUN DATE:11/08/21 07:58 AM

REPORT-EL52

PAGE 0012

VOTES PERCENT

VOTES PERCENT

MAYOR Smithland
(VOTE FOR) 1

01 = Elizabeth Peterson
02 = WRITE-IN

18 81.82
4 18.18

03 = OVER VOTES
04 = UNDER VOTES

0
2

01	02	03	04

18	3	0	0
0	1	0	2

0042 42 Smithland -
0045 Absentee - Early Voting

COUNCIL MEMBER Smithland
(VOTE FOR) 2

VOTES PERCENT

VOTES PERCENT

- 01 = Mary Kay Schroeder
- 02 = Krista J. Sulsberger
- 03 = WRITE-IN

21 55.26
15 39.47
2 5.26

04 = OVER VOTES
05 = UNDER VOTES

0
10

	01	02	03	04	05

0042 42 Smithland -	18	14	2	0	8
0045 Absentee - Early Voting	3	1	0	0	2

0042 42 Smithland -
0045 Absentee - Early Voting

COUNCIL MEMBER TO FILL VACANCY Smithland
(VOTE FOR) 1

VOTES PERCENT

VOTES PERCENT

- 01 = JoAnne Hinrickson
- 02 = Megan Meyermann
- 03 = WRITE-IN

13 54.17
9 37.50
2 8.33

04 = OVER VOTES
05 = UNDER VOTES

0
0

01 02 03 04 05

0042 42 Smithland -
0045 Absentee - Early Voting

13 6 2 0 0
0 3 0 0 0

		VOTES	PERCENT			VOTES	PERCENT
Kingsley-Pierson School Board Kingsley-Pierson School							
(VOTE FOR) 2							
01 = Lindsay Letsche		16	14.68				
02 = Jason Collins		30	27.52	05 = WRITE-IN		0	
03 = Melissa Harder		45	41.28	06 = OVER VOTES		0	
04 = Megan Plendl		18	16.51	07 = UNDER VOTES		15	

		01	02	03	04	05	06 07

0033 33 Pierson -		13	29	42	16	0	0 14
0034 34 Correctionville -		2	0	2	0	0	0 0
0035 35 Merville -		1	1	0	2	0	0 0
0045 Absentee - Early Voting		0	0	1	0	0	0 1

		VOTES	PERCENT			VOTES	PERCENT
Lawton-Bronson School Board Lawton-Bronson School		188	95.43	03 = OVER VOTES		0	
(VOTE FOR) 1		9	4.57	04 = UNDER VOTES		28	
01 = Nicole Garnand							
02 = WRITE-IN							
		-----	-----				
		01	02	03	04		
		-----	-----	-----	-----		
0015	15 Peace Reformed Church -	20	0	0	3		
0021	21 Morningside Lutheran Church	0	0	0	2		
0028	28 Redeemer Lutheran Church -	0	0	0	0		
0029	29 Sgt Bluff East -	5	0	0	1		
0032	32 Bronson -	53	4	0	1		
0035	35 Merville -	0	0	0	1		
0036	36 Lawton -	96	5	0	16		
0037	37 Climbing Hill -	0	0	0	0		
0045	Absentee - Early Voting	14	0	0	4		

		VOTES		PERCENT		VOTES		PERCENT	
Maple Valley-Anthon Oto School District									
(VOTE FOR) 1									
01 = Karen J. Kennedy		186	94.42	03 = OVER VOTES		0			
02 = WRITE-IN		11	5.58	04 = UNDER VOTES		71			
		01	02	03	04				
0034 34 Correctionville -		5	0	0	0				
0035 35 Merville -		4	0	0	0				
0037 37 Climbing Hill -		2	0	0	3				
0040 40 Anthon -		65	5	0	30				
0041 41 Danbury -		83	5	0	26				
0042 42 Smithland -		0	0	0	2				
0043 43 Oto -		20	1	0	6				
0044 44 Cushing -		0	0	0	0				
0045 Absentee - Early Voting		7	0	0	4				

		VOTES		PERCENT		VOTES		PERCENT	
Maple Valley-Anthon Oto School D D 3									
(VOTE FOR) 1									
01 = Trevor Lally		37	16.30	04 = WRITE-IN		7	3.08		
02 = David Jensen		80	35.24	05 = OVER VOTES		0			
03 = Dale Wimmer		103	45.37	06 = UNDER VOTES		41			

		01	02	03	04	05	06		

0034 34 Correctionville -		0	1	4	0	0	0		
0035 35 Merville -		1	1	2	0	0	0		
0037 37 Climbing Hill -		0	3	0	0	0	2		
0040 40 Anthon -		13	28	35	2	0	22		
0041 41 Danbury -		19	33	47	5	0	10		
0042 42 Smithland -		0	2	0	0	0	0		
0043 43 Oto -		3	8	12	0	0	4		
0044 44 Cushing -		0	0	0	0	0	0		
0045 Absentee - Early Voting		1	4	3	0	0	3		

		VOTES	PERCENT			VOTES	PERCENT
Maple Valley-Anthon Oto School Dist 5							
(VOTE FOR) 1							
01 = WRITE-IN		81	100.00				
02 = OVER VOTES		0		03 = UNDER VOTES		187	

		01	02	03			

0034	34 Correctionville -	2	0	3			
0035	35 Merville -	1	0	3			
0037	37 Climbing Hill -	2	0	3			
0040	40 Anthon -	33	0	67			
0041	41 Danbury -	31	0	83			
0042	42 Smithland -	0	0	2			
0043	43 Oto -	10	0	17			
0044	44 Cushing -	0	0	0			
0045	Absentee - Early Voting	2	0	9			

City/School Election 11/2/2021 Write-In Candidates:		
Office	Candidate Name	Total Votes
MVAO Dir. Dist. 5	Jana Hamann	68
	Scattering	13
	TOTAL VOTES:	81

		VOTES	PERCENT			VOTES	PERCENT
OABCIG School Board	OABCIG School	DD #					
(VOTE FOR)	1						
01 = Ryan Goodman		2	100.00	03 = OVER VOTES		0	
02 = WRITE-IN		0		04 = UNDER VOTES		1	

		01	02	03	04		

0041	41 Danbury -	1	0	0	1		
0044	44 Cushing -	0	0	0	0		
0045	Absentee - Early Voting	1	0	0	0		

	VOTES	PERCENT		VOTES	PERCENT
River Valley School Board River Valley School D D I					
(VOTE FOR) 1					
01 = Jessica Wilson	234	99.15	03 = OVER VOTES	0	
02 = WRITE-IN	2	.85	04 = UNDER VOTES	36	

	01	02	03	04
0033 33 Pierson -	2	0	0	0
0034 34 Correctionville -	169	2	0	29
0035 35 Merville -	0	0	0	0
0041 41 Danbury -	0	0	0	0
0044 44 Cushing -	44	0	0	6
0045 Absentee - Early Voting	19	0	0	1

	VOTES	PERCENT
River Valley School Board River Valley School DD 4		
(VOTE FOR) 1		
01 = Kory Dausel	103	39.77
02 = Sharleen Duncan	155	59.85
03 = WRITE-IN	1	.39

04 = OVER VOTES
05 = UNDER VOTES

VOTES	PERCENT
1	
12	

	01	02	03	04	05
0033 33 Pierson -	0	2	0	0	0
0034 34 Correctionville -	63	126	0	0	11
0035 35 Merville -	0	0	0	0	0
0041 41 Danbury -	0	0	0	0	0
0044 44 Cushing -	32	17	1	0	0
0045 Absentee - Early Voting	8	10	0	1	1

	VOTES		PERCENT			VOTES		PERCENT	
River Valley Community School District Public Measure									
WARiver Valley School									
(VOTE FOR) 1									
01 = YES			189	78.10	03 = OVER VOTES			0	
02 = NO			53	21.90	04 = UNDER VOTES			30	

	01	02	03	04					

0033 33 Pierson -	0	2	0	0					
0034 34 Correctionville -	134	41	0	25					
0035 35 Merville -	0	0	0	0					
0041 41 Danbury -	0	0	0	0					
0044 44 Cushing -	36	9	0	5					
0045 Absentee - Early Voting	19	1	0	0					

Sergeant Bluff-Luton School District
Sergeant Bluff-Luton School
(VOTE FOR) 2

VOTES PERCENT

VOTES PERCENT

01 = Lillyan Rodriguez	1,066	48.59
02 = Matthew A. Britton	1,098	50.05
03 = WRITE-IN	30	1.37

04 = OVER VOTES
05 = UNDER VOTES

0
1,104

	01	02	03	04	05
0028 28 Redeemer Lutheran Church -	43	34	0	0	65
0029 29 Sgt Bluff East -	303	347	12	0	400
0030 30 Sgt Bluff West	345	347	9	0	359
0031 31 Salix -	32	35	0	0	23
0032 32 Bronson -	4	6	1	0	3
0045 Absentee - Early Voting	339	329	8	0	254

		VOTES	PERCENT			VOTES	PERCENT
Sergeant Bluff-Luton Community School District Public							
MeSergeant Bluff-Luton School							
(VOTE FOR) 1							
01 = YES		783	47.92	03 = OVER VOTES		0	
02 = NO		851	52.08	04 = UNDER VOTES		15	

	01	02	03	04
0028 28 Redeemer Lutheran Church -	16	54	0	1
0029 29 Sgt Bluff East -	200	326	0	5
0030 30 Sgt Bluff West	230	296	0	4
0031 31 Salix -	21	24	0	0
0032 32 Bronson -	0	7	0	0
0045 Absentee - Early Voting	316	144	0	5

	VOTES	PERCENT		VOTES	PERCENT
Sioux City School District Sioux City School (VOTE FOR) 3					
01 = Michael Lang Bushby	884	5.56	07 = Arthur Ryan Baker	1,063	6.69
02 = Perla Alarcon-Flory	2,286	14.38	08 = Chad Krastel	553	3.48
03 = Bob Michaelson	3,493	21.98	09 = Amanda Gibson	1,628	10.24
04 = Shaun Michael Broyhill	1,394	8.77	10 = WRITE-IN	49	.31
05 = Joshua D. Potter	1,985	12.49	11 = OVER VOTES	21	
06 = Jan J. George	2,558	16.10	12 = UNDER VOTES	2,308	

	01	02	03	04	05	06	07	08	09	10	11	12
0001 1 Church of Jesus Christ of LD	49	105	184	78	114	124	45	17	76	1	0	149
0002 2 Cross Pointe Church	10	37	62	19	22	41	18	9	23	0	3	35
0003 3 Concordia Lutheran Church	30	60	144	55	72	109	53	19	47	1	0	64
0004 4 Siouxland Center for Active	7	15	35	20	16	30	16	6	15	0	0	23
0005 5 Riverside Lutheran Church	19	49	97	38	36	64	32	12	38	0	0	92
0006 6 Faith Lutheran Church	32	91	108	41	54	100	26	13	68	1	0	87
0007 7 Bryant/Crescent Park School	23	43	57	33	41	48	24	18	37	0	0	30
0008 8 Mt. Zion Baptist Church	3	16	11	11	11	19	4	6	15	0	0	15
0009 9 Boys & Girls Home	0	7	4	0	5	2	2	0	5	2	0	6
0010 10 First Congregational Church	56	175	218	71	159	155	67	33	121	4	0	162
0011 11 Girls Inc.	6	10	12	10	8	13	3	2	9	0	0	14
0012 12 St. John Lutheran Church	33	67	113	52	72	77	28	14	63	1	0	77
0013 13 Sioux City Transit Building	11	23	29	24	21	17	10	12	14	0	0	16
0014 14 Boys & Girls Home	7	16	22	20	16	13	9	7	21	0	0	16
0015 15 Peace Reformed Church -	3	16	46	29	28	32	18	15	15	0	0	29
0016 16 Trimble United Methodist Ch	18	53	93	44	55	61	13	13	39	2	0	56
0017 17 Sioux City Baptist Church	36	94	159	43	89	114	33	23	77	0	3	103
0018 18 Calvary Lutheran Church	16	54	105	50	77	76	39	30	32	0	0	61
0019 19 Central Baptist Church	43	107	169	64	110	112	52	18	54	0	3	111
0020 20 Augustana Lutheran Church	13	17	15	11	2	9	8	3	14	0	0	10
0021 21 Morningside Lutheran Church	23	54	90	40	50	66	29	17	43	4	3	52
0022 22 Morningside Branch Library	27	97	123	63	66	103	34	19	68	2	0	109
0023 23 Iglesia Restauracion Canaan	13	41	57	35	43	34	18	11	26	1	0	45
0024 24 Washington Heights Chapel	28	74	142	47	85	99	34	26	50	0	0	51
0025 25 Morningside College Eppley	28	63	95	30	71	63	28	18	44	3	0	61
0026 26 Morningside Bible Church	23	104	168	64	85	111	48	27	47	4	3	108
0027 27 St. James United Methodist	43	58	120	50	71	71	40	27	52	7	0	73
0028 28 Redeemer Lutheran Church -	65	212	332	80	217	222	110	35	85	9	0	211
0029 29 Sgt Bluff East -	2	8	12	9	14	7	11	1	4	0	0	13
0045 Absentee - Early Voting	217	520	671	263	275	566	211	102	426	7	6	429

		VOTES PERCENT					VOTES PERCENT	
Westwood School Board Westwood School								
(VOTE FOR) 2								
01 = Brady Worrell		272	53.33					
02 = Chuck Ferris		226	44.31	04 = OVER VOTES		0		
03 = WRITE-IN		12	2.35	05 = UNDER VOTES		100		

		01	02	03	04	05		

0031	31 Salix -	66	56	9	0	23		
0032	32 Bronson -	0	0	0	0	0		
0037	37 Climbing Hill -	0	0	0	0	0		
0038	38 Sloan -	122	105	3	0	36		
0039	39 Hornick -	34	25	0	0	17		
0042	42 Smithland -	23	17	0	0	14		
0043	43 Oto -	0	0	0	0	0		
0045	Absentee - Early Voting	27	23	0	0	10		

	VOTES	PERCENT		VOTES	PERCENT
Woodbury Central School Board Woodbury Central School					
(VOTE FOR) 3					
01 = Donny Reblitz	140	25.41	04 = WRITE-IN	27	4.90
02 = Clint Thomsen	185	33.58	05 = OVER VOTES	0	
03 = Jeremy Cross	199	36.12	06 = UNDER VOTES	130	

	01	02	03	04	05	06
0032 32 Bronson -	2	2	2	0	0	0
0033 33 Pierson -	0	0	0	0	0	0
0035 35 Merville -	121	164	176	26	0	125
0036 36 Lawton -	0	0	0	0	0	0
0037 37 Climbing Hill -	8	8	10	0	0	4
0045 Absentee - Early Voting	9	11	11	1	0	1

		VOTES	PERCENT			VOTES	PERCENT
Woodbury Central School Board Woodbury Central School							
(VOTE FOR) 1							
01 = Chet Verschoor		180	97.30	03 = OVER VOTES		0	
02 = WRITE-IN		5	2.70	04 = UNDER VOTES		42	

		01	02	03	04		

0032 32 Bronson -		2	0	0	0		
0033 33 Pierson -		0	0	0	0		
0035 35 Merville -		159	4	0	41		
0036 36 Lawton -		0	0	0	0		
0037 37 Climbing Hill -		9	1	0	0		
0045 Absentee - Early Voting		10	0	0	1		

	VOTES	PERCENT		VOTES	PERCENT
Western Iowa Tech Community College District 2					
(VOTE FOR) 1					
01 = Bill Anderson	223	99.11	03 = OVER VOTES	0	
02 = WRITE-IN	2	.89	04 = UNDER VOTES	50	

	01	02	03	04
0033 33 Pierson -	2	0	0	0
0034 34 Correctionville -	159	1	0	40
0035 35 Merville -	0	0	0	0
0041 41 Danbury -	1	0	0	1
0044 44 Cushing -	42	1	0	7
0045 Absentee - Early Voting	19	0	0	2

	VOTES	PERCENT		VOTES	PERCENT
Western Iowa Tech Community College District 5 (VOTE FOR) 1					
01 = Patricia Sutherland	829	98.57	03 = OVER VOTES	0	
02 = WRITE-IN	12	1.43	04 = UNDER VOTES	481	

	01	02	03	04	

0006 6 Faith Lutheran Church	138	2	0	67	
0012 12 St. John Lutheran Church	120	2	0	77	
0015 15 Peace Reformed Church -	49	1	0	27	
0016 16 Trimble United Methodist Ch	80	3	0	66	
0017 17 Sioux City Baptist Church	161	2	0	95	
0018 18 Calvary Lutheran Church	126	1	0	53	
0045 Absentee - Early Voting	155	1	0	96	

	VOTES	PERCENT	VOTES	PERCENT
Western Iowa Tech Community College District 7 (VOTE FOR) 1				
01 = WRITE-IN	159	100.00		
02 = OVER VOTES	0		03 = UNDER VOTES	2,795

	01	02	03	

0015 15 Peace Reformed Church -	1	0	22	
0021 21 Morningside Lutheran Church	0	0	2	
0026 26 Morningside Bible Church	20	0	244	
0028 28 Redeemer Lutheran Church -	18	0	579	
0029 29 Sgt Bluff East -	30	0	534	
0030 30 Sgt Bluff West	37	0	493	
0031 31 Salix -	1	0	44	
0032 32 Bronson -	4	0	61	
0035 35 Moville -	0	0	1	
0036 36 Lawton -	12	0	105	
0037 37 Climbing Hill -	0	0	0	
0045 Absentee - Early Voting	36	0	710	

City/School Election 11/2/2021 Write-In Candidates:		
Office	Candidate Name	Total Votes
Western Iowa Tech DD VII	Gregory Alan Aymar	34
	Scattering	125
	TOTAL VOTES:	159

		VOTES	PERCENT			VOTES	PERCENT
Western Iowa Tech Community College District 8							
(VOTE FOR) 1							
01 = Russell Wray		675	99.12	03 = OVER VOTES		0	
02 = WRITE-IN		6	.88	04 = UNDER VOTES		181	

		01	02	03	04		

0031	31 Salix -	62	0	0	15		
0032	32 Bronson -	2	0	0	0		
0033	33 Pierson -	46	0	0	11		
0034	34 Correctionville -	6	0	0	1		
0035	35 Merville -	155	1	0	54		
0036	36 Lawton -	0	0	0	0		
0037	37 Climbing Hill -	12	0	0	3		
0038	38 Sloan -	115	0	0	18		
0039	39 Hornick -	34	0	0	4		
0040	40 Anthon -	68	2	0	30		
0041	41 Danbury -	81	0	0	33		
0042	42 Smithland -	25	1	0	3		
0043	43 Oto -	23	1	0	3		
0044	44 Cushing -	0	0	0	0		
0045	Absentee - Early Voting	46	1	0	6		